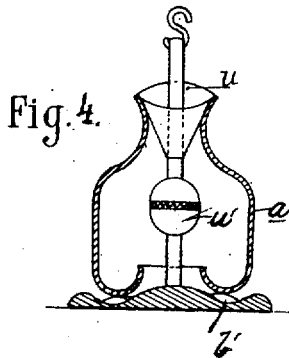
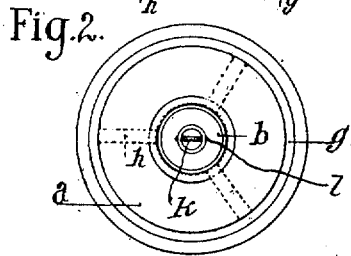
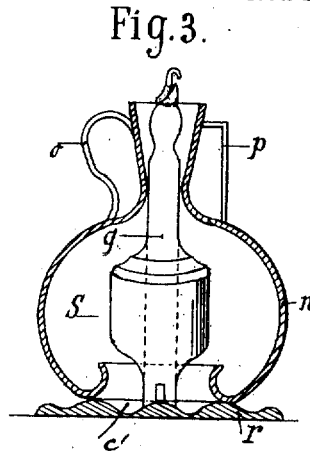
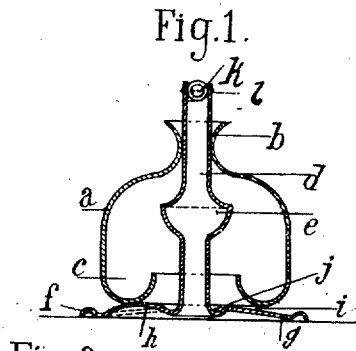


989,724.

Patented Apr. 18, 1911.



Witness  
J. Dittmar

Inventor  
A. L. Richard  
by J. Dittmar  
Attorney

# UNITED STATES PATENT OFFICE.

AUGUSTE LÉON RICHARD, OF CLICHY, FRANCE.

## FLY-CATCHER.

989,724.

Specification of Letters Patent. Patented Apr. 18, 1911.

Application filed January 27, 1909. Serial No. 474,558.

To all whom it may concern:

Be it known that I, AUGUSTE LÉON RICHARD, a citizen of the Republic of France, residing at Clichy, in France, have invented a new and useful Improvement in Fly-Catchers, of which the following is a specification.

My invention has for its object a fly-catcher comprising an outer receiver and an internal column, provided with a ring for suspending the device and terminating at its base with a part serving as a piece of furniture instead of being suspended.

The accompanying drawing shows different forms of my invention. Figure 1 showing one type in a vertical section. Fig. 2 is a plan of the form shown in Fig. 1. Fig. 3 is a vertical section of another form. Fig. 4 is a similar view of still another form.

The fly-catcher shown in Figs. 1 and 2 comprises two parts: the outer receiver (*a*) with a widened neck (*b*) at its upper part, and a basin (*c*) in the form of a crown, at its lower part to receive any liquid. The receiver is fitted upon a central column (*d*) which has an enlargement (*e*) about its middle and which is terminated at its base with a plate (*f*) having inclined edges (*g*) over which project three ribs (*h*) rounded to serve as a seat, for the receiver, *a*. By this means a free space *i* is created so that the insects can pass freely to enter into the receiver between said ribs. The column (*d*) is provided at its base with a small circular basin (*j*) which is intended to receive a liquid or solid bait. The enlarged neck (*b*) of the receiver (*a*) is also designed to receive bait, sugar and the like, which, after being moistened with water, will go down along the column (*d*) and will collect on the enlargement (*e*) and finally by overflowing will descend into the lower basin (*j*).

*k* is a ring mounted on the column *d*, as at *l*, and serving as means of suspension of the fly catcher when desired.

In Fig. 3 a fly-catcher is represented which is composed of an outer receiver (*n*) provided with handles (*o*) and (*p*), and a column (*q*), supported by its foot (*r*), the column having a special and bigger enlargement (*s*) *c'* being spaces for the entrance of the flies, the base being provided with straight grooves cut across the same to provide such spaces.

The shape shown in the Fig. 4, is intended for floral decoration. In this figure the outer receiver is provided with an attachment for holding flowers, the same being in the shape of an inverted cone *u* disposed within the mouth of the receiver, the standard having the bulge *u'* as indicated. In this form spaces *b'* are provided for the entrance of the flies, by reason of the corrugations of the base.

It is very easy to clean these various forms of fly-catcher or to mount and dismount them. According to the nature of the bait used, and according to the dimensions of the apparatus, the said apparatus will serve to catch winged or not winged insects, and others.

Having thus described my invention, I claim:

1. A fly catcher composed of an inner column, an outer receiver, means for suspending the column, a broad base for supporting said column and outer receiver, said column having an annular enlargement and said base having a plurality of ribs projecting upwardly.

2. A fly catcher comprising an outer receiver with widened neck at its upper end and a basin at its lower end, a central column having an enlargement and terminating at its base in a broadened base having inclined edges and rounded ribs, the lower edge of said outer receiver resting upon said ribs, the latter serving as a base for the outer receiver with a space for the passage of the insect.

3. A fly catcher comprising an outer re-

ceiver with widened neck at its upper end  
and a basin at its lower end, a central col-  
umn having an enlargement and terminat-  
ing at its base in a broadened base having  
5 inclined edges and rounded ribs, the lower  
edge of said outer receiver resting upon said  
ribs, the latter serving as a base for the  
outer receiver with a space for the passage

of the insect, and means for suspending said  
column.

10

In testimony whereof I affix my signature.

AUGUSTE LÉON RICHARD.

In the presence of—  
VICTOR PRÉVOST,  
H. C. COXE.

---

Copies of this patent may be obtained for five cents each, by addressing the "Commissioner of Patents,  
Washington, D. C."

---